

SEPTEMBER 1996

ISSUE 115/116



APPLIED VISION ASSOCIATION

NEWSLETTER

In this issue:

AVA '97

-Image Quality

One day meeting

-Locus Questions in Vision

Social meeting

-Bristol Exploratory

ISSN 0969-7314

APPLIED VISION ASSOCIATION

10 KNARESBOROUGH PLACE

LONDON SW5 OTG

Tel: 0171-373-7765 Fax: 0171-373-1143

THE APPLIED VISION ASSOCIATION IS A REGISTERED CHARITY NO.

1049146

COMMITTEE OF MANAGEMENT

- Chairman:** Dr Ian Moorhead, WX1 Division (Bld Q7), Defence Research Agency, Fort Halstead, Sevenoaks, Kent, TN14 7BP. Tel. 01959 514426. E mail: im8@ukc.ac.uk *or* I.Moorhead@ukc.ac.uk
- Vice chair** Dr Karen T Carr, Sowerby Research Centre, British Aerospace PLC, FPC 267, P.O.Box 5, Filton, Bristol BS12 7QW. Tel. 0117-9366259.
E-mail: karen.carr@uk.co.bae.src
- Treasurer:** Dr John Harris, Dept. Psychology, University of Reading, Building 3, Earley Gate, Whiteknights, Reading, RG6 2AL. Tel. 01734 318522. E-mail: sxsharis@reading.ac.uk
- Newsletter:** Dr Graham Edgar, Sowerby Research Centre, British Aerospace PLC, FPC 267, P.O.Box 5, Filton, Bristol BS12 7QW. Tel. 0117-9366192.
E-mail: graham.edgar@uk.co.bae.src
- Publicity officer:** Dr Malcolm Cook, University of Abertay, Dundee.
E-mail: m.cook@river.tay.ac.uk
- BCO rep:** The President.
- Members:** Dr Stephen Anderson, University of Aston.
E-mail: s.j.anderson@aston.ac.uk
- Dr Barnaby Reeves, 72 Saint Mary's Road, Oxford, OX4 1OB. Tel. 01865-250963
- Dr Steve Taylor, 40 Pinewood Road, Ferndown, Bournemouth, BH22 9RR. Tel. 01202 861480
-
-

CONTENTS

Noticeboard	4
Bristol Exploratory visit - social meeting	5
Locus Questions in Vision - one day meeting	6
AVA '97 - Image Quality	8
Selected references	9
Meetings calendar	24

AVA CORPORATE MEMBERS:

British Telecom Research Laboratories, Martlesham Heath, Ipswich, Suffolk IP5 7RE. Contact: Dr D Travis.

Data Cell Ltd., Hattori House, Van Wall Business Park, Maidenhead, Berks., SL6 4UB. Contact: Mr A Washbourn.

Institute for Human Factors TNO, P.O.Box 23, 3769 ZG Soesterberg, The Netherlands. Contact: Dr A van Meeteren.

National Illumination Committee of Great Britain, c/o CIBSE, Delta House, 222 Balham High Road, London SW12 9BS.

Netherlands Ophthalmic Research Institute, Postbus 12141 1100 AC, Amsterdam, The Netherlands. Contact: Dr T. J. T. van den Berg.

Pilkington Optronics, Glascoed Rd., St Asaph, Clwyd, LL17 0LL Contact: Mr J. Foley.

Sowerby Research Centre, British Aerospace, P.O.Box 5, Filton, Bristol BS12 7QW. Contact: Dr KT.Carr.

Deadline for copy for the next Newsletter - 25th October 1996

EDITORIAL

Well, this is my last ever editorial (see noticeboard), so I thought I'd have a slight change of format! Also, as you may have already noticed, this is the first ever 'bumper double issue' - mainly because I didn't have time to do the last one! A nice feature of this newsletter is that it contains details of *three* AVA meetings - a one day meeting, a three day meeting and even a social meeting! This is particularly pleasing as it reflects (I hope!) the energies of the committee returning to the real business of the AVA rather than, as has been the case, spending time on conversion to a charity which, although important, has taken a lot of time and effort.

On the subject of meetings, it is also interesting to note that the Aston meeting is being organised by somebody who is not (yet!) a committee member. This is a valuable development and, if anybody else has ideas for meetings that they would like to organise with the support of the AVA, then I would encourage them to contact any committee member.

Well, that's enough chat - particularly as I'm not sure anybody ever reads this bit anyway! I'd just like to thank all those people that have provided support and advice over the years editing this newsletter - it's been mostly enjoyable! I wish Mark luck!

**AIM OF THE AVA: TO PROMOTE AND ADVANCE THE APPLICATION OF
RESEARCH WORK IN ALL AREAS RELATED TO VISION**



Noticeboard



Geoffrey J. Burton Memorial Fund

The fund was established in 1986 with the aim of providing financial assistance to students (in non-established or fixed term posts) travelling to conferences or meetings at which they will be presenting a paper or poster. Donations to the fund can be directed to the AVA secretariat and cheques etc. should be made payable to 'The Geoffrey J. Burton Memorial Fund'.

The maximum award to any one individual is £200 and awards can be made for any conference in the calendar year in which the award falls (1997 in this case).

Applications can now be made for any conferences in 1997, although a decision on the distribution of the award(s) will not be made until the AGM of the AVA in 1997.

Full details of the GJB Memorial Fund are contained in the January issue (No. 112) of the Newsletter.

Under new management!

I have edited this Newsletter now for about five years and I think it's about time for a change and some 'new blood'! Thus, I am now handing over to Dr Mark Scase who has volunteered to take over the editing from the next issue. Any correspondence regarding the Newsletter should, in future, be sent to Mark Scase at the following address:

Dr M.O. Scase, mscase@dmu.ac.uk
Department of Human Communication,
De Montfort University, Scraftoft Campus,
Leicester, LE7 9SU, UK. <http://www.dmu.ac.uk/~mscase/>

I look forward to a 'new look' newsletter - perhaps with new and interesting features (such as all the pages in the right order!)

Graham

Bristol Exploratory

AVA visit

Thursday 17th October, 1996

This 'Hands-On' Science Centre, which is located in the old Engine House (designed by Isambard Kingdom Brunel) at Bristol Temple Meads Station, contains many interactive demonstrations of visual phenomena, such as illusions and aftereffects, as well as exhibits from other areas of science and technology. The AVA has booked the Exploratory for the evening of Thursday, October 17th, from 7.0 - 10.0 pm, so that members and others interested will have the exhibits to themselves. During the evening, a talk by Professor Richard Gregory FRS, who has been the main driving force behind the Exploratory, is planned, and a buffet supper will be served.

The cost to AVA members will be 12 pounds, which includes buffet supper and a glass of wine (to non-members, 14 pounds). Please make cheques payable to 'Applied Vision Association'.

The last train to London leaves Temple Meads at 9.25 (arriving at Paddington at 11.20), and there is a train to Cardiff at 9.59, arriving at 10.45). The last train to Cardiff leaves Temple Meads at 11.04, arriving 11.59. Information on hotels and guest houses in the area are available on request from John Harris.

To book for the visit, and for more information, please contact:

Dr John Harris (AVA),
Department of Psychology,
University of Reading,
Whiteknights,
Reading RG6 6AL

Tel: 01734 318522

Fax: 01734 316604

e-mail: J.P.Harris@reading.ac.uk

Locus Questions in Vision

18th December, 1996

Call for papers

The Applied Vision Association (AVA) will be holding a one-day meeting in the Department of Vision Sciences at Aston University (UK) on Wednesday 18th December. Vision scientists with backgrounds in psychophysics, neurophysiology (including EEG, MEG and PET), and clinical investigation are invited to submit abstracts addressing 'Locus Questions in Vision'.

For example, presentations might consider the anatomical site of some particular perceptual process, or its position within some logical sequence of processing stages. Another approach might ask at what stage in the visual processing stream(s) visual information becomes available to the observer.

Authors should also provide a postal address and an e-mail address for correspondence, and a statement of preference for: (i) a 15 minute talk; (ii) a 20 minute talk; (iii) a poster; (iv) no preference!

The programme will also include lengthier presentations by Prof Mark Georgeson (University of Birmingham) and Nick Wade (University of Dundee).

Abstracts will be refereed and published in an archived journal such as 'Perception'.

The deadline for submission of abstracts is:

October 4th, 1996

The cost:

It's cheap! The cost of registration will be £14 sterling (£8 for students) and cheques should be made payable to "Applied Vision Association". Foreign visitors may delay payment for registration until the day of the meeting. The registration fee will cover: tea/coffee, lunch time buffet and fruit juice or wine in the early evening.

The Department:

The Department of Vision Sciences, headed by Prof David Foster, is the largest Optometry Department in the UK. It is situated at the heart of Aston's attractive landscaped campus which is itself in central Birmingham.

For further information, the Department's web address is:
<http://www.vs.aston.ac.uk/>

Further details:

For further information, submission of abstracts, payment of registration fees, or requests to be included on the mailing list, please contact:

Dr Tim Meese (AVA)
Department of Vision Science
Aston University,
Aston Triangle,
Birmingham,
B4 7ET
UK

E-mail: t.s.meese@aston.ac.uk

AVA '97

Image Quality

9th - 11th April 1997

University of Abertay, Dundee

The 1997 Annual Meeting of the Applied Vision Association will be based around the themes of image quality, image attributes and image coding.

The meeting will be organised by Dr Malcolm Cook. Full details will appear in future newsletters, but to register an interest please contact:

Dr Malcolm Cook,

University of Abertay,
Bell Street,
Dundee,
DD1 1HG

E-mail: m.cook@river.tay.ac.uk



Selected References



Vision - Resolving Perceptual Ambiguity

Wolfe JM, Nature, 1996, Vol.380, No.6575, pp.587-588

Short-Latency Disparity Vergence Responses and Their Dependence on a Prior Saccadic Eye-Movement

Busetini C, Miles FA, Krauzlis RJ, Journal of Neurophysiology, 1996, Vol.75, No.4, pp.1392-1410

Pulfrich Psychophysical Stereo-Illusion and Visual-Evoked Potentials in Epiretinal Membrane of The Macula

Hofeldt AJ, Hofeldt GT, Weiss MJ, Journal of Neuro-Ophthalmology, 1996, Vol.16, No.1, pp.36-40

Adaptation To Spatial Offsets

Hess RF, Doshi S, Perception, 1995, Vol.24, No.12, pp.1407-1426

Factors That Are Critical For Plasticity in The Visual-Cortex

Daw NW, Reid SNM, Wang XF, Flavin HJ, Ciba Foundation Symposia, 1995, Vol.193, pp.258-270

Physiology of Suppression in Strabismic Amblyopia

Harrad R, Sengpiel F, Blakemore C, British Journal of Ophthalmology, 1996, Vol.80, No.4, pp.373-377

Visual-Field Test Simulation and Error in Threshold Estimation

Spenceley SE, Henson DB, British Journal of Ophthalmology, 1996, Vol.80, No.4, pp.304-308

Physiological Functional Imaging in Functional Visual-Loss

Moster ML, Galetta SL, Schatz NJ, Survey of Ophthalmology, 1996, Vol.40, No.5, pp.395-399

Visual Control When Aiming at a Far Target

Vickers JN, Journal of Experimental Psychology-Human Perception and Performance, 1996, Vol.22, No.2, pp.342-354

Irrelevant Pictures in Visual Working-Memory

Quinn JG, McConnell J, Quarterly Journal of Experimental Psychology Section a-Human Experimental Psychology, 1996, Vol.49, No.1, pp.200-215

Effect of Oculomotor and Other Visual Skills on Reading Performance - a Literature-Review

Kulp MT, Schmidt PP, Optometry and Vision Science, 1996, Vol.73, No.4, pp.283-292

Visual Predictors of Reading Performance in Kindergarten and First-Grade Children

Kulp MT, Schmidt PP, *Optometry and Vision Science*, 1996, Vol.73, No.4, pp.255-262

The Wagon Wheel Illusion in Movies and Reality

Purves D, Paydarfar JA, Andrews TJ, *Proceedings of The National Academy of Sciences of The United States of America*, 1996, Vol.93, No.8, pp.3693-3697

Temporal Events in Cyclopean Vision

Andrews TJ, White LE, Binder D, Purves D, *Proceedings of The National Academy of Sciences of The United States of America*, 1996, Vol.93, No.8, pp.3689-3692

a Biologically Plausible Model of Early Visual-Motion Processing

Gurney K, Wright MJ, *Biological Cybernetics*, 1996, Vol.74, No.4,1.

Is Left Always Right - Directional Deviations in Visual Line Bisection As a Function of Hand and Initial Scanning Direction

Brodie EE, Pettigrew LEL, *Neuropsychologia*, 1996, Vol.34, No.5, pp.467-470

a Pop-Out Induced Extinction-Like Phenomenon in Neurologically Intact Subjects

Pollmann S, *Neuropsychologia*, 1996, Vol.34, No.5, pp.413-425

Visual Illusion and Action

Gentilucci M, Chieffi S, Daprati E, Saetti MC, Toni I, *Neuropsychologia*, 1996, Vol.34, No.5, pp.369-376

Spatial-Distribution of Visual-Attention - Perceptual Sensitivity and Response Latency

Handy TC, Kingstone A, Mangun GR, *Perception & Psychophysics*, 1996, Vol.58, No.4, pp.613-627

Preattentive Texture Segmentation - The Role of Line Terminations, Size, and Filter Wavelength

Rubenstein BS, Sagi D, *Perception & Psychophysics*, 1996, Vol.58, No.4, pp.489-509

Illuminated Near Card Assessment of Potential Visual-Acuity

Hofeldt AJ, *Journal of Cataract and Refractive Surgery*, 1996, Vol.22, No.3, pp.367-371

How Would You Like To Advise a Patient Who Had Radial Keratotomy 2 Years Ago and Now Complains of Binocular Imbalance, Fluctuating Vision, and Nighttime Glare?

Knorz NC; Salz JJ; Alpíns N; Werblin T; Vanrij G; Hardten DR; Friedlander MH, *Journal of Cataract and Refractive Surgery*, 1996, Vol.22, No.3, pp.283-287

Nearwork-Induced Transient Myopia - a Critical-Review

Ong E, Ciuffreda KJ, *Documenta Ophthalmologica*, 1995, Vol.91, No.1, pp.57-85

A Computer and Video Display Based System For Training Eccentric Viewing in Macular Degeneration With an Absolute Central Scotoma

Frennesson C, Jakobsson P, Nilsson UL, *Documenta Ophthalmologica*, 1995, Vol.91, No.1, pp.9-16

Visual-Search Performance With Complete and Incomplete VisualLobe Areas
Courtney AJ, Guan LP, *Ergonomics*, 1996, Vol.39, No.5, pp.749-756

Structure and Motion From 2 Orthographic Views
Pritt MD, *Journal of The Optical Society of America A-Optics Image Science and Vision*, 1996, Vol.13, No.5, pp.916-921

Estimation of The L-Cone, M-Cone, and S-Cone Weights of The Postreceptoral Detection Mechanisms
Sankeralli MJ, Mullen KT, *Journal of The Optical Society of America A-Optics Image Science and Vision*, 1996, Vol.13, No.5, pp.906-915

Infant Peripheral-Vision - The Development of Monocular Visual-Acuity in The First 3 Months of Postnatal Life
Courage ML, Adams RJ, *Vision Research*, 1996, Vol.36, No.8, pp.1207-1215

Does The Human Visual-System Implement an Ideal Observer Theory of Slant From Texture
Buckley D, Frisby JP, Blake A, *Vision Research*, 1996, Vol.36, No.8, pp.1163-1176

Sensitivity to Spatial Phase at Equiluminance
Martini P, Girard P, Morrone MC, Burr DC, *Vision Research*, 1996, Vol.36, No.8, pp.1153-1162

The Relative Efficacy of Cues For 2-Dimensional Shape Perception
Nawrot M, Shannon E, Rizzo M, *Vision Research*, 1996, Vol.36, No.8, pp.1141-1152

a Model For Inhibitory Lateral Interaction Effects in Perceived Contrast
Cannon MW, Fullenkamp SC, *Vision Research*, 1996, Vol.36, No.8, pp.1115-1125

Off-Axis Optical-Quality and Retinal Sampling in The Human Eye
Williams DR, Artal P, Navarro R, McMahon MJ, Brainard DH, *Vision Research*, 1996, Vol.36, No.8, pp.1103-1114

Images of Cone Photoreceptors in The Living Human Eye
Miller DT, Williams DR, Morris GM, Liang JZ, *Vision Research*, 1996, Vol.36, No.8, pp.1067-1079

Interactions Between Self-Motion and Depth-Perception in The Processing of Optic Flow
Cornilleauperes V, Gielen CCAM, *Trends in Neurosciences*, 1996, Vol.19, No.5, pp.196-202

A Simple-Model of Human Foveal Ganglion-Cell Responses to Hyperacuity Stimuli
Wachtler T, Wehrhahn C, Lee BB, *Journal of Computational Neuroscience*, 1996, Vol.3, No.1, pp.73-82

Foveal Cone Mosaic and Visual Pigment Density in Dichromats
Berendschot TTJM, Vandekraats J, Vannorren D, *Journal of Physiology-London*, 1996, Vol.492, No.1, pp.307-314

Perceived Visual Speed Constrained By Image Segmentation
Verghese P, Stone LS, Nature, 1996, Vol.381, No.6578, pp.161-163

Visual Psychophysics - Only One Speed Per Object
Braddick O, Nature, 1996, Vol.381, No.6578, pp.117-118

Rotation and Radial Motion Thresholds Support a 2-Stage Model of Differential-Motion Analysis
Gurney K, Wright MJ, Perception, 1996, Vol.25, No.1, pp.5-26

Distribution of M Retinal Ganglion-Cells in Diurnal and Nocturnal New-World Monkeys
Lima SMA, Silveira LCL, Perry VH, Journal of Comparative Neurology, 1996, Vol.368, No.4, pp.538-552

Luminance and Color Effects on Localization of Briefly Flashed Visual-Stimuli
Graves RE, Visual Neuroscience, 1996, Vol.13, No.3, pp.567-573

Cue-Dependent Deficits in Grating Orientation Discrimination After V4 Lesions in Macaques
Deweerd P, Desimone R, Ungerleider LG, Visual Neuroscience, 1996, Vol.13, No.3, pp.529-538

A Comparison Between Phosphors for Aviators Night-Vision Imaging-System
Rabin J, Mclean W, Aviation Space and Environmental Medicine, 1996, Vol.67, No.5, pp.429-433

Special Issue on Optical Information-Processing 1. Image-Processing and Vision
Jutamulia S, Tsujiuchi J, Proceedings of The IEEE, 1996, Vol.84, No.5, pp.691-693

Stereoacuity and Color Contrast
Kingdom FAA, Simmons DR, Vision Research, 1996, Vol.36, No.9, pp.1311-1319

The Interpretation of Visual-Motion - Evidence For Surface Segmentation Mechanisms
Stoner GR, Albright TD, Vision Research, 1996, Vol.36, No.9, pp.1291-1310

Contour Integration With Color and Luminance Contrast
McIlhagga WH, Mullen KT, Vision Research, 1996, Vol.36, No.9, pp.1265-1279

Further Evidence For Monocular Determinants of Perceived Plaid Direction
Alais D, Burke D, Wenderoth P, Vision Research, 1996, Vol.36, No.9, pp.1247-1253

No Binocular-Rivalry in The LGN of Alert Macaque Monkeys
Lehky SR, Maunsell JHR, Vision Research, 1996, Vol.36, No.9, pp.1225-1234

The Overrepresentation of The Fovea and Adjacent Retina in The Striate Cortex and Dorsal Lateral Geniculate-Nucleus of The Macaque Monkey
Azzopardi P, Cowey A, Neuroscience, 1996, Vol.72, No.3, pp.627-639

Dependence on Angle and Wavelength of Light Scattered By The Ocular Lens
Hemenger RP, Ophthalmic and Physiological Optics, 1996, Vol.16, No.3, pp.237-238

Effect of Naturally-Occurring Visual-Acuity Differences Between 2 Eyes in Stereoacuity
Lam AKC, Chau ASY, Lam WY, Leung GYO, Man BSH, Ophthalmic and Physiological Optics, 1996, Vol.16, No.3, pp.189-195

A Theory of The Visual-Motion Coding in The Primary Visual-Cortex
Li ZP, Neural Computation, 1996, Vol.8, No.4, pp.705-730

Location and Line Orientation As Distinguishable Primitives in Spatial Vision
Westheimer G, Proceedings of The Royal Society of London Series B-Biological Sciences, 1996, Vol.263, No.1369, pp.503-508

The Association of Postoperative Subjective Visual Function With Acuity, Glare, and Contrast Sensitivity in Patients With Early Cataract
Adamsons IA, Vitale S, Stark WJ, Rubin GS, Archives of Ophthalmology, 1996, Vol.114, No.5, pp.529-536

A New Visual-Field Test on a Personal-Computer For Glaucoma Screening - a Comparison With The Humphrey Visual-Field
Kurtz S, Glovinsky Y, Annals of Ophthalmology-Glaucoma, 1996, Vol.28, No.2, pp.88-92

A Canonical Microfunction For Learning Perceptual Invariances
Stone JV, Perception, 1996, Vol.25, No.2, pp.207-220

A General-Model For The Perception of Space and Motion
Wade NJ, Swanston MT, Perception, 1996, Vol.25, No.2, pp.187-194

Pooling of Vertical Disparities By The Human Visual-System
Adams W, Frisby JP, Buckley D, Garding J, Hippisleycox SD, Porrill J, Perception, 1996, Vol.25, No.2, pp.165-176

Invariance and Constancy in Vision
Harris J, Moorhead I, Perception, 1996, Vol.25, No.2, pp.125-128

Combined Detection of Intensity and Chromatic Contours in Color Images
Baraldi A, Parmiggiani F, Optical Engineering, 1996, Vol.35, No.5, pp.1413-1439

Task Dependency of Visual Processing in The Human Visual-System
Orban GA, Dupont P, Vogels R, et al. Behavioural Brain Research, 1996, Vol.76, No.1-2, pp.215-223

Cortical Mechanisms For Visual-Perception of Object Motion and Position in Space
Battaglini PP, Galletti C, Fattori P, Behavioural Brain Research, 1996, Vol.76, No.1-2, pp.143-154

A Neurological Dissociation Between Shape From Shading and Shape From Edges

Humphrey GK, Symons LA, Herbert AM, Goodale MA, Behavioural Brain Research, 1996, Vol.76, No.1-2, pp.117-125

Neuronal Mechanisms of Color Categorization in Areas V1, V2 and V4 of Macaque Monkey Visual-Cortex

Yoshioka T, Dow BM, Vautin RG, Behavioural Brain Research, 1996, Vol.76, No.1-2, pp.51-70

Anatomical Substrates For Early Stages in Cortical Processing of Visual Information in The Macaque Monkey

Levitt JB, Lund JS, Yoshioka T, Behavioural Brain Research, 1996, Vol.76, No.1-2, pp.5-19

Psychophysics of Suppression

Harrad R, Eye, 1996, Vol.10, No.Pt2, pp.270-273

Abnormal Motion Processing and Binocularity - Infantile Esotropia As a Model System For Effects of Early Interruptions of Binocularity

Norcia AM, Eye, 1996, Vol.10, No.Pt2, pp.259-265

Does Stereopsis Matter in Humans

Fielder AR, Moseley MJ, Eye, 1996, Vol.10, No.Pt2, pp.233-238

Motor and Sensory Fusion in Monkeys - Psychophysical Measurements Harwerth RS, Smith RL, Crawford MLJ, Eye, 1996, Vol.10, No.Pt2, pp.209-216

What Happens To Binocularity in Primate Strabismus

Boothe RG, Brown RJ, Eye, 1996, Vol.10, No.Pt2, pp.199-208

Binocularity in Infancy

Braddick O, Eye, 1996, Vol.10, No.Pt2, pp.182-188

Binocular Correspondence in Stereoscopic Vision

Parker AJ, Harris JM, Cumming BG, Sumnall JH, Eye, 1996, Vol.10, No.Pt2, pp.177-181

The Neural Architecture of Binocular Vision

Casagrande VA, Boyd JD, Eye, 1996, Vol.10, No.Pt2, pp.153-160

Prediction of Simultaneous Contrast Between Map Colors With Hunts Model of Color Appearance

Brewer CA, Color Research and Application, 1996, Vol.21, No.3, pp.221-235

Functional-Anatomy of a Pre-Learned Sequence of Horizontal Saccades in Humans

Petit L, Orssaud C, Tzourio N, Crivello F, Berthoz A, Mazoyer B, Journal of Neuroscience, 1996, Vol.16, No.11, pp.3714-3726

Success of Monovision in Presbyopes - Review of The Literature and Potential Applications To Refractive Surgery

Jain S, Arora I, Azar DT, Survey of Ophthalmology, 1996, Vol.40, No.6, pp.491-499

Visual Illusion From Running

Pelach A, Barlow HB, Nature, 1996, Vol.381, No.6580, P.283

Visual-Perception - Where Is The Minds Eye

Mitchison R, Current Biology, 1996, Vol.6, No.5, pp.508-510

Visual-Search For Color Targets That Are Or Are Not LinearlySeparable From Distractors

Bauer B, Jolicoeur P, Cowan WB, Vision Research, 1996, Vol.36, No.10, pp.1439-1466

The Tilt Aftereffect in Plaids and Gratings - Channel Codes, LocalSigns and Patchwise Transforms

Meese TS, Georgeson MA, Vision Research, 1996, Vol.36, No.10, pp.1421-1437

A Simple Mechanism For Detecting Low Curvatures

Kramer D, Fahle M, Vision Research, 1996, Vol.36, No.10, pp.1411-1419

Effect of Spatial Scale and Background Luminance on TheIntensive and Spatial Nonlinearities in Texture Segregation

Graham N, Sutter A, Vision Research, 1996, Vol.36, No.10, pp.1371-1390

Speed of Processing in The Human Visual-System

Thorpe S, Fize D, Marlot C, Nature, 1996, Vol.381, No.6582, pp.520-522

Feasibility of a Visual Prosthesis For The Blind Based onIntracortical Microstimulation of The Visual-Cortex

Schmidt EM, Bak MJ, Hambrecht FT, Kufta CV, et al.Brain, 1996, Vol.119, No.Pt2, pp.507-522

Spatial Precues Affect Target Discrimination in The Absence ofVisual Noise

Henderson JM, Journal of Experimental Psychology-Human Perception andPerformance, 1996, Vol.22, No.3, pp.780-787

Is There Feature-Based Attentional Selection in Visual-Search

Shih SI, Sperling G, Journal of Experimental Psychology-Human Perception and Performance, 1996, Vol.22, No.3, pp.758-779

Texture Segmentation Along The Horizontal Meridian -Nonmonotonic Changes in Performance With Eccentricity

Gurnsey R, Pearson P, Day D, Journal of Experimental Psychology-Human Perception and Performance, 1996, Vol.22, No.3, pp.738-757

Plasticity in Visual-Perception and Physiology

Gilbert CD, Current Opinion in Neurobiology, 1996, Vol.6, No.2, pp.269-274

Blindsight Revisited

Weiskrantz L, Current Opinion in Neurobiology, 1996, Vol.6, No.2, pp.215-220

Contrast Sensitivity With Monofocal and Bifocal Intraocular Lenses

Knorz MC, Seiberth V, Ruf M, Lorger CV, Liesenhoff H, *Ophthalmologica*, 1996, Vol.210, No.3, pp.155-159

Local Luminance Nonlinearity and Receptor Aliasing in The Detection of High-Frequency Gratings

He S, Macleod DIA, *Journal of The Optical Society of America a-Optics Image Science and Vision*, 1996, Vol.13, No.6, pp.1139-1151

Test of a Model of Foveal Vision By Using Simulations

Peli E, *Journal of The Optical Society of America A-Optics Image Science and Vision*, 1996, Vol.13, No.6, pp.1131-1138

Visual Learning in The Perception of Texture - Simple and Contingent Aftereffects of Texture Density

Durgin FH, Proffitt DR, *Spatial Vision*, 1996, Vol.9, No.4, pp.423-474

An Integrated Computational Model of 3-Dimensional Vision

Uttal WR, Liu N, Kalki J, *Spatial Vision*, 1996, Vol.9, No.4, pp.393-422

Subjective Evaluation of Perception of Delay-Time Between Visual Information and Tactile Information

Miyasato T, Noma H, Kishino F, *IEICE Transactions on Fundamentals of Electronics Communications and Computer Sciences*, 1996, Vol.E79a, No.5, pp.655-657

A Comparison of Sampling Efficiency and Internal Noise-Level in Young and Old Subjects

ardhan S, Gilchrist J, Elliott DB, Beh GK, *Vision Research*, 1996, Vol.36, No.11, pp.1641-1648

Infants Sensitivity To Uniform Motion

Banton T, Bertenthal BI, *Vision Research*, 1996, Vol.36, No.11, pp.1633-1640

Increment Threshold and Purity Discrimination Spectral Sensitivities of X-Chromosome-Linked Color-Defective Observers

Miyahara E, Pokorny J, Smith VC, *Vision Research*, 1996, Vol.36, No.11, pp.1597-1613

Flicker Brightness Enhancement and Visual Nonlinearity

Wu S, Burns SA, Reeves A, Elsner AE, *Vision Research*, 1996, Vol.36, No.11, pp.1573-1583

Binocular-Rivalry With Isoluminant Stimuli Visible Only Via Short-Wavelength-Sensitive Cones

O'shea RP, Williams DR, *Vision Research*, 1996, Vol.36, No.11, pp.1561-1571

Matched Filtering By a Photoreceptor Membrane

Laughlin SB, *Vision Research*, 1996, Vol.36, No.11, pp.1529-1541

Low-Level Perceptual Factors in Letter-By-Letter Reading

Chialant D, Caramazza A, *Brain and Cognition*, 1996, Vol.30, No.3, pp.332-334

Visual-Perception - an Efficient Code in V1

Baddeley R, Nature, 1996, Vol.381, No.6583, pp.560-561

Contrast Sensitivity For Flickering and Static Letters and Visual-Acuity at Isoluminance in Glaucoma

Swindale NV, Fendick MG, Drance SM, Graham SL, Hnik P, Journal of Glaucoma, 1996, Vol.5, No.3, pp.156-169

Behavioral and Electrophysiological Chromatic and Achromatic Contrast Sensitivity in an Achromatopsic Patient

Heywood CA, Nicholas JJ, Cowey A, Journal of Neurology Neurosurgery and Psychiatry, 1996, Vol.60, No.6, pp.638-643

Orientation Discrimination Is Impaired in The Absence of The Striate Cortical Contribution To Human Vision

Morland AB, Ogilvie JA, Ruddock KH, Wright JR, Proceedings of The Royal Society of London Series B-Biological Sciences, 1996, Vol.263, No.1370, pp.633-640

Color-Vision As an Adaptation To Frugivory in Primates

Osorio D, Vorobyev M, Proceedings of The Royal Society of London Series B-Biological Sciences, 1996, Vol.263, No.1370, pp.593-599

Ethnic-Influence on Health and Dependency of Elderly Inner-City Residents

Ritch AES, Ehtisham M, Guthrie S, Talbot JM, Luck M, Tinsley RN, Journal of The Royal College of Physicians of London, 1996, Vol.30, No.3, pp.215-220

Temporal Coding in Vision - Coding By The Spike Arrival Times Leads To Oscillations in The Case of Moving Targets

Parodi O, Combe P, Ducom JC, Biological Cybernetics, 1996, Vol.74, No.6, pp.497-509

Treble Vision - Combining Telescopes Makes Seeing Easier

Beardsley T, Scientific American, 1996, Vol.275, No.1, P.34

Advances in Neuroimaging of The Visual Pathways

Davis PC, Newman NJ, American Journal of Ophthalmology, 1996, Vol.121, No.6, pp.690-705

Shape From Photometric Ratio and Stereo

Lee KM, Kuo CCJ, Journal of Visual Communication and Image Representation, 1996, Vol.7, No.2, pp.155-162

Uniqueness of Solutions To Structure and Motion From Combinations of Point and Line Correspondences

Holt RJ, Netravali AN, Journal of Visual Communication and Image Representation, 1996, Vol.7, No.2, pp.126-136

A Graded Approach To Shape Representation

Chen PC, Tsai WC, Hwang SY, Journal of Visual Communication and Image Representation, 1996, Vol.7, No.2, pp.105-115

Spatial-Frequency Adaptation - Threshold Elevation and Perceived Contrast
Snowden RJ, Hammett ST, Vision Research, 1996, Vol.36, No.12, pp.1797-1809

Undersampling Produces Non-Veridical Motion Perception, But Not Necessarily Motion Reversal, in Peripheral-Vision
Wang YZ, Thibos LN, Bradley A, Vision Research, 1996, Vol.36, No.12, pp.1737-1744

The Visual-Perception of Rigid Motion From Constant Flow-Fields Perotti VJ, Todd JT, Norman JF, Perception & Psychophysics, 1996, Vol.58, No.5, pp.666-679

The Anterior Visual Pathways
Sadun AA, Rubin RM, Journal of Neuro-Ophthalmology, 1996, Vol.16, No.2, pp.137-151

Estimation of Depth and 3d Motion Parameter of Moving Object With Multiple Stereo Images Yi Jw, Oh Jh Image and Vision Computing, 1996, Vol.14, No.7, pp.501-516

Sensory Coding in The Vertebrate Retina - Towards an Adaptive-Control of Visual Sensitivity
Beaudot WHA, Network-Computation in Neural Systems, 1996, Vol.7, No.2, pp.317-323

The Development of Topography in The Visual-Cortex - a Review of Models
Swindale NV, Network-Computation in Neural Systems, 1996, Vol.7, No.2, pp.161-247

Adjustments of Posture and Viewing Parameters of The Eye To Changes in The Screen Height of The Visual-Display Terminal
Villanueva MBG, Sotoyama M, Jonai H, Takeuchi Y, Saito S, Ergonomics, 1996, Vol.39, No.7, pp.933-945

A Neural-Network For Scene Segmentation By Temporal Coding
Stoecker M, Reitboeck HJ, Eckhorn R, Neurocomputing, 1996, Vol.11, No.2-4, pp.123-134

How Initial Fixation Position Influences Visual Word Recognition - a Comparison of French and Arabic
Farid M, Grainger J, Brain and Language, 1996, Vol.53, No.3, pp.351-368

Trichromatic Color-Vision in New-World Monkeys
Jacobs GH, Neitz M, Deegan JF, Neitz J, Nature, 1996, Vol.382, No.6587, pp.156-158

Target Localization and Identification in Rapid Visual-Search
Saarinen J, Perception, 1996, Vol.25, No.3, pp.305-311

Segregation of Motion Structure From Random Visual Noise
Ahlstrom U, Borjesson E, Perception, 1996, Vol.25, No.3, pp.279-291

Spatial Filter Combination in Human Pattern Vision - Channel Interactions Revealed By Adaptation

Meese TS, Georgeson MA, Perception, 1996, Vol.25, No.3, pp.255-277

Molecular-Genetics of Human Color-Vision

Deeb SS, Motulsky AG, Behavior Genetics, 1996, Vol.26, No.3, pp.195-207

Pattern of Ocular Dominance Columns in Human Striate Cortex in Strabismic Amblyopia

Horton JC, Hocking DR, Visual Neuroscience, 1996, Vol.13, No.4, pp.787-795

Amplitude and Phase Variations of Harmonic Components in Human Achromatic and Chromatic Visual-Evoked Potentials

McKeefry DJ, Russell MHA, Murray IJ, Kulikowski JJ, Visual Neuroscience, 1996, Vol.13, No.4, pp.639-653

Eye Position and Target Amplitude Effects on Human Visual Saccadic Latencies

Fuller JH, Experimental Brain Research, 1996, Vol.109, No.3, pp.457-466

Losses in Peripheral Color Sensitivity Predicted From Hit and Miss Post-Receptoral Cone Connections

Mullen KT, Kingdom FAA, Vision Research, 1996, Vol.36, No.13, pp.1995-2000

The Time-Course of 2-D Shape-Discrimination in Random-Dot Stereograms

Glennester A, Vision Research, 1996, Vol.36, No.13, pp.1955-1968

Development of Grating Acuity and Contrast Sensitivity in The Central and Peripheral Visual-Field of The Human Infant

Allen D, Tyler CW, Norcia AM, Vision Research, 1996, Vol.36, No.13, pp.1945-1953

Better Performance Through Amblyopic Than Through Normal Eyes

Fahle M, Bachmann G, Vision Research, 1996, Vol.36, No.13, pp.1939-1944

Relative Size Disparities and The Perception of Surface Slant

Kaneko H, Howard IP, Vision Research, 1996, Vol.36, No.13, pp.1919-1930

Special Issue on Visual-Perception - Guest Editorial

Papathomas TV, International Journal of Imaging Systems and Technology, 1996, Vol.7, No.2, pp.63-64

Eye Examination and Vision Screening in Infants, Children, and Young-Adults

Rappo PD, Cox EO, Green JL, Herbert JW, Hodgson ES, et al. Pediatrics, 1996, Vol.98, No.1, pp.153-157

The Prediction of Spherical-Aberration With Schematic Eyes

Liou HL, Brennan NA, Ophthalmic and Physiological Optics, 1996, Vol.16, No.4, pp.348-354

The Effect of Pupil and Observation Distance on The Contrast Sensitivity Function

Hernandez C, Domenech B, Segui MM, Illueca C, Ophthalmic and Physiological Optics, 1996, Vol.16, No.4, pp.336-341

Effects of Tinted Intraocular-Lens on Contrast Sensitivity

Niwa K, Yoshino Y, Okuyama F, Tokoro T, *Ophthalmic and Physiological Optics*, 1996, Vol.16, No.4, pp.297-302

A Preliminary Investigation Into The Etiology of Meares-Irlen Syndrome

Evans BJW, Wilkins AJ, Brown J, Busby A, et al. *Ophthalmic and Physiological Optics*, 1996, Vol.16, No.4, pp.286-296

Eccentric Viewing Spectacles in Everyday Life, For The Optimum Use of Residual Functional Retinal Areas, in Patients With Age-Related Macular Degeneration

Verezen CA, Volkerdieben HJ, Hoyng CB, *Optometry and Vision Science*, 1996, Vol.73, No.6, pp.413-417

Temporal Summation For Grating Patches Detected at Low-Light Levels

Savage GL, *Optometry and Vision Science*, 1996, Vol.73, No.6, pp.404-412

Measuring Resolution in The Contrast Domain - The Small Letter Contrast Test

Rabin J, Wicks J, *Optometry and Vision Science*, 1996, Vol.73, No.6, pp.398-403

Comparison of Clinical Techniques To Assess The Near Accommodative Response

Rosenfield M, Portello JK, Blustein GH, Jang C, *Optometry and Vision Science*, 1996, Vol.73, No.6, pp.382-388

Visual and Motor Components in Simple Line Bisection - an Investigation in Normal Adults

Dellatolas G, Vanluchene J, Coutin T, *Cognitive Brain Research*, 1996, Vol.4, No.1, pp.49-56

Organization of The Visual-Cortex

Wolf F, Bauer HU, Pawelzik K, Geisel T, *Nature*, 1996, Vol.382, No.6589, P.306

Shape From Shading Using 3 Images,

Kulick T, *Computing*, 1996, Vol.57, No.1, pp.1-24

Classifying Visual-Field Data

Hilton S, Katz J, Zeger S, *Statistics in Medicine*, 1996, Vol.15, No.13, pp.1349-1364

Albino Visual Pathway

Kosmorsky GS, *Neurology*, 1996, Vol.47, No.1, P.311

The Relationship Between Visual-Field Size and Electroretinogram Amplitude in Retinitis-Pigmentosa

Sandberg MA, Weigel D, Franco C, Rosner B, Berson EL, *Investigative Ophthalmology & Visual Science*, 1996, Vol.37, No.8, pp.1693-1698

Acuity and Contrast Sensitivity in Monkeys After Neonatal Intraocular-Lens Implantation With and Without Parttime Occlusion of The Fellow Eye

Boothe RG, Loudon TM, Lambert SR, *Investigative Ophthalmology & Visual Science*, 1996,

Vol.37, No.8, pp.1520-1531

Psychophysics of Reading .15. Font Effects in Normal and Low-Vision

Mansfield JS, Legge GE, Bane MC, Investigative Ophthalmology & Visual Science, 1996, Vol.37, No.8, pp.1492-1501

Visual Stabilization of Posture in Persons With Central Visual-Field Loss

Turano KA, Dagnelie G, Herdman S, Investigative Ophthalmology & Visual Science, 1996, Vol.37, No.8, pp.1483-1491

Visuomotor Regulation of Locomotion

Rossignol S, Canadian Journal of Physiology and Pharmacology, 1996, Vol.74, No.4, pp.418-425

Fast and Slow Feedback Loops For The Visual Correction of Spatial Errors in a Pointing Task - a Reappraisal

Paillard J, Canadian Journal of Physiology and Pharmacology, 1996, Vol.74, No.4, pp.401-417

Visuomotor Modules in The Vertebrate Brain

Goodale MA, Canadian Journal of Physiology and Pharmacology, 1996, Vol.74, No.4, pp.390-400

Standardized Measurements of Visual-Acuity For Clinical Research

Lempert P, Ophthalmology, 1996, Vol.103, No.7, pp.994-995

Visual Screening-Program For Preschool-Children

Spowart KM, British Journal of Ophthalmology, 1996, Vol.80, No.7, P.678

Poor Speed Discrimination Suggests That There Is No Specialized Speed Mechanism For Cyclopean Motion

Harris JM, Watamaniuk SNJ, Vision Research, 1996, Vol.36, No.14, pp.2149-2157

Binocular Alignment in Different Depth Planes

Erkelens CJ, Muijs AJM, Vanee R, Vision Research, 1996, Vol.36, No.14, pp.2141-2147

Location vs Feature - Reaction-Time Reveals Dissociation Between 2 Visual Functions

Tanaka Y, Shimojo S, Vision Research, 1996, Vol.36, No.14, pp.2125-2140

Uncalibrated Distortions vs Undersampling

Field DJ, Hess RF, Vision Research, 1996, Vol.36, No.14, pp.2121-2124

Limitations on Position Coding Imposed By Undersampling and Univariate

Levi DM, Klein SA, Vision Research, 1996, Vol.36, No.14, pp.2111-2120

Neurophysiological Evidence For Contrast Dependent Long-Range Facilitation and Suppression in The Human Visual-Cortex

Polat U, Norcia AM, Vision Research, 1996, Vol.36, No.14, pp.2099-2109

Temporal Impulse-Response Functions For Luminance and Color During Saccades
Burr DC, Morrone MC, Vision Research, 1996, Vol.36, No.14, pp.2069-2078

The Extraordinarily Rapid Disappearance of Entoptic Images
Coppola D, Purves D, Proceedings of The National Academy of Sciences of The United States of America, 1996, Vol.93, No.15, pp.8001-8004

Linear-Filtering Precedes Nonlinear Processing in Early Vision
Langley K, Fleet DJ, Hibbard PB, Current Biology, 1996, Vol.6, No.7, pp.891-896

Effects of a Visual Frame and of Low Radial Accelerations on The Visually Perceived Eye Level
Raphel C, Barraud PA, Koessler C, Cian C, Perception & Psychophysics, 1996, Vol.58, No.6, pp.906-914

The Right Visual-Field Advantage and The Optimal Viewing Position Effect - on The Relation Between Foveal and Parafoveal Word Recognition
Brysbaert M, Vitu F, Schroyens W, Neuropsychology, 1996, Vol.10, No.3, pp.385-395

New Development of Stereo Vision
Xu CX, Shi QY, Cheng MD, Chinese Science Bulletin, 1996, Vol.41, No.11, pp.949-953

Learning Shape From Shading by a Multilayer Network
Wei GQ, Hirzinger G, IEEE Transactions on Neural Networks, 1996, Vol.7, No.4, pp.985-995

Improved 3-Dimensional Image Correlation For Surface Displacement Measurement
Helm JD, McNeill SR, Sutton MA, Optical Engineering, 1996, Vol.35, No.7, pp.1911-1920

Illumination, Shading and The Perception of Local Orientation
Mamassian P, Kersten D, Vision Research, 1996, Vol.36, No.15, pp.2351-2367

The Spatial Grain of Motion Perception in Human Peripheral-Vision
Galvin SJ, Williams DR, Coletta NJ, Vision Research, 1996, Vol.36, No.15, pp.2283-2295

Stereopsis From Interocular Spatial-Frequency Differences Is Not Robust
Halpern DL, Wilson HR, Blake R, Vision Research, 1996, Vol.36, No.15, pp.2263-2270

Anisotropy in Werners Binocular Depth-Contrast Effect
Vanev R, Erkelens CJ, Vision Research, 1996, Vol.36, No.15, pp.2253-2262

Apparent Motion Confounds Early Vernier Visual-Evoked Potentials
Noss RS, Srebro R, Brain Research, 1996, Vol.727, No.1-2, pp.153-161

Task-Dependent Changes in Visual Feedback-Control - a Frequency-Analysis of Human Manual Tracking
Miall RC, Journal of Motor Behavior, 1996, Vol.28, No.2, pp.125-135

Transitions in Visual Proprioception - a Cross-Sectional Developmental-Study of The Effect of Visual Flow on Postural Control
Foster EC, Sveistrup H, Woollacott MH, Journal of Motor Behavior, 1996, Vol.28, No.2, pp.101-112

Evaluating Color Models Performance Between Monitor and Print Images
Lo MC, Luo MR, Rhodes PA, Color Research and Application, 1996, Vol.21, No.4, pp.277-291

History and Current Status of a Physiologically-Based System of Photometry and Colorimetry
Boynton RM, Journal of The Optical Society of America a-Optics Image Science and Vision, 1996, Vol.13, No.8, pp.1609-1621

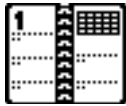
Self-Organization of Spatiotemporal Visual Receptive-Fields
Takahashi T, Hirai Y, IEICE Transactions on Information and Systems, 1996, Vol.E79d, No.7, pp.980-989

Central Influence on Peripheral-Vision - Experiments With Rotating Spiral Target
Ishihara M, Ishihara H, Yuda K, Ohno S, Annals of Ophthalmology-Glaucoma, 1996, Vol.28, No.3, pp.184-190

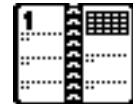
Vestibular and Visual Cues in Navigation - a Tale of 2 Cities
Knierim JJ, Skaggs WE, Kudrimoti HS, Mcnaughton BL, Annals of The New York Academy of Sciences, 1996, Vol.781, pp.399-406

References supplied (as usual!) by:

Chris Dickinson



Meetings Calendar (cont.)



1996

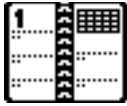
- Dec. 18 *^ *Locus Questions in Vision*. Dept. Vision Sciences, Aston University, UK. Contact: Dr Tim Meese, Dept. Vision Sciences, Aston University, Birmingham, B4 7ET. E-mail: t.s.meese@aston.ac.uk (**ad** 4/10/96).
- Dec. 19-20 *Framework for immersive virtual environments (FIVE)*. Pisa, Italy. Contact: Lorna Kyle, Dept. Computer Science, Queen Mary and Westfield College, London, E1 4NS. E-mail: lorna@dcs.qmw.ac.uk (**ad** 30/6/96)

1997

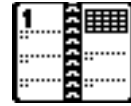
- April 9-11 *^ *AVA'97 Image Quality*. University of Abertay, Dundee, UK. Contact: Dr Malcolm Cook, University of Abertay, Bell Street, Dundee, DD1 1HG, E-mail: m.cook@river.tay.ac.uk

* AVA Involvement
^ Details in this issue

ad = Abstract deadline



Meetings Calendar



1996

- Sept. 9-12 *7th British Machine Vision Conference (BMVC96)*, University of Edinburgh, UK.
Contact: Gillian M. Hayes.
E-mail: gmh@aifh.ed.ac.uk (**ad** 29/4/96).
- Sept. 9-13 *19th European Conference on Visual Perception (ECVP)*. Strasbourg, France. Contact: Congrès Louis Pasteur, 19th ECVP, 19 rue du Maréchal Lefèbvre, F-67100 Strasbourg, France. Tel: (33) 88 79 15 00 (**ad** 25/2/96).
- Oct. 9-13 *Joint European Research Meetings in Ophthalmology and Vision (JERMOV)*. Montpellier, France. Contact: Chairman Congrès, 43 Place Vauban - BP 9173, 34042 Montpellier Cedex 1, France. Tel. +33 67 159900 (**ad** 31/5/96).
- Oct. 17 *^ *Visit to Bristol Exploratory*. Contact: Dr John Harris, Dept. Psychology, University of Reading, Earley Gate, Whiteknights, Reading, RG6 6AL.
E-mail: J.P.Harris@reading.ac.uk
- Nov. 22-24 *Workshop on sensorimotor coordination: amphibians, models and comparative studies*. Sedona, Arizona. Contact: Kiisa Nishikawa.
E-mail: Kiisa.Nishikawa@nau.edu (**ad** 1/5/96).

* AVA Involvement
^ Details in this issue

ad = Abstract deadline



(Cont. p. 23)