

Bulletin of the Applied Vision Association



Natural Images meeting
Pupil Colloquium
References on Vision

September 2000 Issue 140
ISSN 1366-8269



**U
O
I
S
I
V**

APPLIED VISION ASSOCIATION
42 CRAVEN STREET
LONDON WC2N 5NG
Tel: 020-7839-6000 Fax: 020-7839-6800

ava@college-optometrists.org

THE APPLIED VISION ASSOCIATION IS A REGISTERED CHARITY NO: 1049146

COMMITTEE OF MANAGEMENT

Chairman: Dr Mark Scase, Dept Human Communication,
De Montfort University, Leicester, LE7 9SU.
Tel. 0116 257 7811 Fax. 0116 257 7708
email: mscase@dmu.ac.uk

Vice chair: Dr Tim Meese, University of Aston
Tel: 0121 359 3611 x5421 Fax: 0121 333 4220
email: t.s.meese@aston.ac.uk

Treasurer: Dr Patrick Ward, DERA, Farnborough.
Tel: 01252 393583 Fax: 01252 392097
email: paward@dera.gov.uk

Bulletin of the AVA: Dr Mark Scase, Dept Human Communication,
De Montfort University, Leicester, LE7 9SU.
Tel. 0116 257 7811 Fax. 0116 257 7767
email: mscase@dmu.ac.uk

Publicity Officer: Dr David Simmons, University of Glasgow,
Tel. 0141 330 3612 Fax. 0141 330 3987
email: D.R.Simmons@psy.gla.ac.uk

Members: Professor Stephen Anderson, Aston University.
Tel. 0121 359 3611 Fax. 0121 359 4498
email: s.j.anderson@aston.ac.uk

Dr Ian R. Moorhead, DERA, Ft Halstead
email: I_Moorhead@dera.gov.uk
Tel: 01959 514426 (work) 0468 431908 (mobile)

Dr Graham Edgar, Sowerby Research Centre,
British Aerospace PLC, FPC 267, P.O.Box 5, Filton,
Bristol BS12 7QW.
Tel:0117 9366192 Fax: 0117 9363733
email: graham.edgar@src.bae.co.uk

Dr Mark Bradshaw, University of Surrey.
Tel: 01483 300800 x3014 Fax: 01483 532813
email: M.Bradshaw@surrey.ac.uk

Dr Sarah Waugh, University of Aston
Tel: 0121 359 3611 ext 5425
email: s.j.waugh@aston.ac.uk

Mr Andrew Welchman, University of Newcastle
email: A.E.Welchman@ncl.ac.uk

Dr Keith Langley, UCL, London
email: kl@psychol.ucl.ac.uk

AVA Secretariat:

Mr Nick de Brunner, College of Optometrists
Tel: 020 7839 6000 Fax: 020 7839 6800
email: ndebrunner@college-optometrists.org

AVA CORPORATE MEMBERS:

Data Cell Ltd., S C House, Van Wall Business Park, Maidenhead, Berks., SL6 4UB.
Contact: Mr Giles Doe.

TNO Human Factors Research Institute, P.O.Box 23, 3769 ZG Soesterberg, The
Netherlands. Contact: Dr J.M. Valetton.

National Illumination Committee of Great Britain, c/o CIBSE, Delta House, 222 Balham
High Road, London SW12 9BS.

Dutch Working Group Ergophthalmology, c/o NORI, Meibergdreef 47, 1105 BA,
Amsterdam, The Netherlands. Contact: Dr T. J. T. van den Berg.

Pilkington Optronics, Glascoed Rd., St Asaph, Denbighshire, LL17 0LL Contact: Mr J.
Foley.

Sowerby Research Centre, British Aerospace, P.O.Box 5, Filton, Bristol BS12 7QW.
Contact: Dr KT.Carr.

*AIM OF THE AVA: TO PROMOTE AND ADVANCE THE APPLICATION
OF RESEARCH WORK IN ALL AREAS RELATED TO VISION*



Noticeboard



AVA on the Internet

The Applied Vision Association now has its own world wide web pages at:
<http://www.dmu.ac.uk/ava/>

The pages contain details of who is on the committee, contact emails, latest details on forthcoming AVA meetings and links to other vision related pages. There are also archives of abstracts from previous AVA meetings.

There is also an AVA anonymous ftp site at: <ftp://hc.les.dmu.ac.uk>

This site contains:

- a hyperspectral data set of natural scenes produced by Gavin Brelstaff (see <http://www.crs4.it/~gjb/ftpJOSA.html>).
- David Foster's bootstrap program for estimating the accuracy of a statistical estimate derived from a set of experimental data (see <http://www.op.umist.ac.uk/bootstrap.html>).

If there is anything else you think this archive should contain then let us know.

AVA and OPO Subscriptions

Membership for 2000/2001 will be as follows: ordinary members £18, student members £9. Those members who pay by standing order for the AVA and Ophthalmic and Physiological Optics please check that the correct amount is being paid to the AVA.

Editorial

By the time you read this you'll all be back from ECVF. In this issue as well as the usual selected references we have details of the forthcoming AVA Natural Images III conference. If you have any comments on the Bulletin of the AVA then do contact me: mscase@dmu.ac.uk

PS For a surprise turn to the back of the bulletin!

Deadline for copy for the next Bulletin - 16th October 2000

Geoffrey J. Burton Memorial Fund

The fund was established in 1986 with the aim of providing financial assistance to students (postgraduates studying for a higher degree or first-year postdoctoral junior scientists) based in the UK travelling to any conferences or meetings at which they will be presenting a paper or poster. Donations to the fund can be directed to the AVA secretariat and cheques etc. should be made payable to "The Geoffrey J. Burton Memorial Fund".

The maximum award to any one individual is £400.

The AVA Committee has decided that from now on there will be a single award made once a year. The closing date for awards will be the last day in February each year and will be for conferences held from 1st March to the end of the following February (i.e. there will not be retrospective awards). Applicants do not have to be presenting at an AVA conference.

The next closing date for applications is:

28th February 2001

for conferences held between 1st March 2001 and 28th February 2002.

To apply for an award you need to complete an application form which is available from:

The AVA Secretariat,
College of Optometrists,
42 Craven Street,
London,
WC2N 5NG.

A PDF format version of the application form is available on the AVA web site at:

<http://www.dmu.ac.uk/ava/>

Natural Images III - Bristol, 15 Sept 2000

The Applied Vision Association is pleased to announce the 3rd one day Meeting on Natural Images will be held at the University of Bristol on Friday 15th September 2000. The meeting is being arranged as a "satellite" to the British Machine Vision Conference.

<http://www.cs.bris.ac.uk/Events/BMVC2000/>

Papers are invited on all aspects of Natural Image Processing, both Human and Machine, including the following topics :-

- Image Statistics
- Higher Order Statistics
- Models of Human Vision applied to Natural Images
- Image Segmentation Methods
- Other issues involving the perception of natural scenes

For further information and details of the conference please contact:-

Dr Tom Troscianko
Dept of Psychology
University of Bristol
8 Woodland Road
Bristol BS8
Tel. 0117 928 8565
Email Tom.Troscianko@bristol.ac.uk

Dr Ian Moorhead
Centre for Human Sciences
Fort Halstead
Sevenoaks
Kent TN14 7BP
Tel. 01959 514426
Email: I_Moorhead@dera.gov.uk

This may be of interest to AVA members:

24th Pupil Colloquium

Peter Howarth

P.A.Howarth@lboro.ac.uk

The 24th Pupil Colloquium will be held in the USA next year, and it will run from Friday September 7th to Tuesday Sept 11th 2001.

The venue will be the Asilomar Conference Center, located on the Monterey Peninsula - which forms part of the beautiful Pacific Coastline of California.

The Pupil Colloquium has a history going back to the 1961 when Larry Stark organised the first meeting, in Boston. It is a meeting of people, from different backgrounds, who have a common interest in the pupil of the eye.

There are not many of us, and so our meetings are generally small, friendly, and relatively informal. We discuss any aspect of the pupil, from its use in a clinical setting, providing information about the health of the eye, to how its responses can be modelled mathematically.

We intend to follow a similar format to other recent Colloquia - arrive to an evening reception on Friday 7th, and leave on Tuesday 11th. In this way participants stay over Saturday night, and can consequently qualify for lower air fares.

Further details, such as how to register for the meeting and how to submit an abstract, will appear on the Pupil page in due course:

<http://www.mailbase.ac.uk/lists-p-t/pupil/files/>

AVA books for sale

The AVA still has a number of new books for sale from conferences that it has organised over the years.

Payment can be by cheque or postal order in UK pounds (sorry, no credit cards) to "Applied Vision Association". Send your payment with the order to:

AVA Secretariat,
Applied Vision Association,
College of Optometrists,
42 Craven Street,
London WC2N 5NG.

Books available:

The cost for each book is £15 (including postage in the UK) for AVA members or £20 for non-AVA members. If you are outside the UK then add £5 per book to each of the prices above.

Gale, A.S., Astley, S.M., Dance, D.R. and Cairns, A.Y. (1994) **Digital Mammography**. Elsevier (424 pages).

Gale, A.S., Brown, I.D., Haslegrave, C.M., Krusysse, H.W. and Taylor, S.P. (1993) **Vision in Vehicles IV**. North Holland (355 pages).

Brogan, D., Gale, A. and Carr, K. (1993) **Visual Search 2**. Taylor and Francis (477 pages).

The cost of the Dalton conference book is £43 (including postage in the UK) for AVA members or £48 for non-AVA members. If you are outside the UK then add £5 per book.

Dickinson, C., Murray, I. and Carden, D. (1996) **John Dalton's Colour Vision Legacy**. Taylor and Francis (784 pages).



Selected References



Andjus, R. K., Konjevic, D., Damjanovic, I., & Gacic, Z. (2000). Effects of xanthine derivatives on electroretinographic responsiveness. *Brain Research*, *868*(2), 176-190.

Andrew, R. J., Tommasi, L., & Ford, N. (2000). Motor control by vision and the evolution of cerebral lateralization. *Brain and Language*, *73*(2), 220-235.

Ascher, D., & Grzywacz, N. M. (2000). A Bayesian model of temporal frequency masking. *Vision Research*, *40*(16), 2219-2232.

Bach, C., & Hoffmann, M. B. (2000). Visual motion detection in man is governed by non-retinal mechanisms. *Vision Research*, *40*(18), 2379-2385.

Balcer, L. J., Baier, M. L., Pelak, V. S., Fox, R. J., Shuwairi, S., Galetta, S. L., Cutter, G. R., & Maguire, M. G. (2000). New low-contrast vision charts: reliability and test characteristics in patients with multiple sclerosis. *Multiple Sclerosis*, *6*(3), 163-171.

Bartsch, H., Stetter, M., & Obermayer, K. (2000). The influence of threshold variability on the response of visual cortical neurons. *Neurocomputing*, *32*, 37-43.

Baumgartner, W. A. (2000). Etiology, pathogenesis, and experimental treatment of retinitis pigmentosa. *Medical Hypotheses*, *54*(5), 814-824.

Beaudot, W. H. A., & Mullen, K. T. (2000). Role of chromaticity, contrast, and local orientation cues in the perception of density. *Perception*, *29*(5), 581-600.

Bednar, J. A., & Miikkulainen, R. (2000). Tilt aftereffects in a self-organizing model of the primary visual cortex. *Neural Computation*, *12*(7), 1721-1740.

Bingham, G. P., Zaal, F., Robin, D., & Shull, J. A. (2000). Distortions in definite distance and shape perception as measured by reaching without and with haptic feedback. *Journal of Experimental Psychology-Human Perception and Performance*, *26*(4), 1436-1460.

Borhan, B., Souto, M. L., Imai, H., Shichida, Y., & Nakanishi, K. (2000).

- Movement of retinal along the visual transduction path. *Science*, 288(5474), 2209-2212.
- Brown, R. O., & He, S. (2000). Visual motion of missing-fundamental patterns: motion energy versus feature correspondence. *Vision Research*, 40(16), 2135-2147.
- Cheng, D., & Woo, G. C. (2000). The calibration of a 2.5x Galilean focusable telescope as an optometer for refraction. *Ophthalmic and Physiological Optics*, 20(4), 342-347.
- Cho, R. Y., Yang, V., & Hallett, P. E. (2000). Reliability and dimensionality of judgments of visually textured materials. *Perception & Psychophysics*, 62(4), 735-752.
- Christen, W. G., Glynn, R. J., Ajani, U. A., Schaumberg, D. A., Buring, J. E., Hennekens, C. H., & Manson, J. E. (2000). Smoking cessation and risk of age-related cataract in men. *JAMA-Journal of the American Medical Association*, 284(6), 713-716.
- Cohen, E., Levy, N., & Ruppin, E. (2000). Global vs. local processing of compressed representations: A computational model of visual search. *Neurocomputing*, 32, 667-671.
- Cronin-Golomb, A., Cronin-Golomb, M., Dunne, T. E., Brown, A. C., Jain, K., Cipolloni, P. B., & Auerbach, S. H. (2000). Facial frequency manipulation normalizes face discrimination in AD. *Neurology*, 54(12), 2316-2318.
- de Gelder, B., & Rouw, R. (2000). Paradoxical configuration effects for faces and objects in prosopagnosia. *Neuropsychologia*, 38(9), 1271-1279.
- Delorme, A., Richard, G., & Fabre-Thorpe, M. (2000). Ultra-rapid categorisation of natural scenes does not rely on colour cues: a study in monkeys and humans. *Vision Research*, 40(16), 2187-2200.
- DeMarco, P. J., Hughes, A., & Purkiss, T. J. (2000). Increment and decrement detection on temporally modulated fields. *Vision Research*, 40(14), 1907-1919.
- Dickinson, C. M., & Fotinakis, V. (2000). The limitations imposed on reading by low vision aids. *Optometry and Vision Science*, 77(7), 364-372.
- Drew, M. S., & Finlayson, G. D. (2000). Spectral sharpening with positivity. *Journal of the Optical Society of America A-Optics Image Science and Vision*,

Driver, J., & Pouget, A. (2000). Object-centered visual neglect, or relative egocentric neglect? *Journal of Cognitive Neuroscience*, 12(3), 542-545.

Ehinger, B. (2000). Tapetoretinal degenerations: Experiences, experiments and expectations. *Acta Ophthalmologica Scandinavica*, 78(3), 244-255.

Ennis, F. A., & Anderson, R. S. (2000). Aliasing in peripheral vision for flickering gratings under different levels of illumination. *Current Eye Research*, 20(5), 413-419.

Enoch, J. M., Werner, J. S., Haegerstrom-Portnoy, G., Lakshminarayanan, V., & Rynders, M. (1999). Forever young: Visual functions not affected or minimally affected by aging: A review. *Journals of Gerontology Series A-Biological Sciences and Medical Sciences*, 54(8), B336-B351.

Erkelens, C. J. (2000). Perceived direction during monocular viewing is based on signals of the viewing eye only. *Vision Research*, 40(18), 2411-2419.

Eshbaugh, C. G., Polchak, J. R., & Krueger, R. R. (2000). Optics of refractive surgery. *International Ophthalmology Clinics*, 40(3), 1-10.

Fidopiastis, C., Hoffman, D. D., Prophet, W. D., & Singh, M. (2000). Constructing surfaces and contours in displays of color from motion: The role of nearest neighbors and maximal disks. *Perception*, 29(5), 567-580.

Fischer, B., & Hartnegg, K. (2000). Effects of visual training on saccade control in dyslexia. *Perception*, 29(5), 531-542.

Fischer, B., Hartnegg, K., & Mokler, A. (2000). Dynamic visual perception of dyslexic children. *Perception*, 29(5), 523-530.

Fujimoto, N., & Adachi-Usami, E. (2000). Frequency doubling perimetry in resolved optic neuritis. *Investigative Ophthalmology & Visual Science*, 41(9), 2558-2560.

Garcia, J. A., Nieves, J. L., Valero, E., & Romero, J. (2000). Stochastic independence of color-vision mechanisms confirmed by a subthreshold summation paradigm. *Journal of the Optical Society of America A-Optics Image Science and Vision*, 17(8), 1485-1488.

Gill, T. M., Sarter, M., & Givens, B. (2000). Sustained visual attention

performance-associated prefrontal neuronal activity: Evidence for cholinergic modulation. *Journal of Neuroscience*, 20(12), 4745-4757.

Guyton, D. L. (2000). Dissociated vertical deviation: Etiology, mechanism, and associated phenomena. *Journal of AAPOS*, 4(3), 131-144.

Hall, H. L., Courage, M. L., & Adams, R. J. (2000). The predictive utility of the Teller acuity cards for assessing visual outcome in children with preterm birth and associated perinatal risks. *Vision Research*, 40(15), 2067-2076.

Hely, T. A. (2000). Common mechanisms govern the development of intra- and inter- hemispherical connections in visual cortex. *Neurocomputing*, 32, 401-408.

Hill, K. J., & Howarth, P. A. (2000). Habituation to the side effects of immersion in a virtual environment. *Displays*, 21(1), 25-30.

Hillstrom, A. P. (2000). Repetition effects in visual search. *Perception & Psychophysics*, 62(4), 800-817.

Hogervorst, M. A., Bradshaw, M. F., & Eagle, R. A. (2000). Spatial frequency tuning for 3-D corrugations from motion parallax. *Vision Research*, 40(16), 2149-2158.

Hopf, J. M., & Mangun, G. R. (2000). Shifting visual attention in space: an electrophysiological analysis using high spatial resolution mapping. *Clinical Neurophysiology*, 111(7), 1241-1257.

Horridge, A. (2000). Pattern vision of the honeybee (*Apis Mellifera*). What is an oriented edge? *Journal of Comparative Physiology A-Sensory Neural and Behavioral Physiology*, 186(6), 521-534.

Joyce, P. C. (2000). Should color vision screening yield a black or white answer? *Journal of Occupational and Environmental Medicine*, 42(7), 679-682.

Kelly, J. P., & Chang, S. (2000). Development of chromatic and luminance detection contours using the sweep VEP. *Vision Research*, 40(14), 1887-1905.

Kennedy, A. (2000). Parafoveal processing in word recognition. *Quarterly Journal of Experimental Psychology Section A-Human Experimental Psychology*, 53(2), 429-455.

- Kiltie, R. A. (2000). Scaling of visual acuity with body size in mammals and birds. *Functional Ecology*, *14*(2), 226-234.
- Kohly, R. P., & Regan, D. (2000). Coincidence detectors: visual processing of a pair of lines and implications for shape discrimination. *Vision Research*, *40*(17), 2291-2306.
- Kosslyn, S. M., Thompson, W. L., Costantini-Ferrando, M. F., Alpert, N. M., & Spiegel, D. (2000). Hypnotic visual illusion alters color processing in the brain. *American Journal of Psychiatry*, *157*(8), 1279-1284.
- Kunde, W., & Hoffmann, J. (2000). Global-local orientation congruency effects in visual search. *Quarterly Journal of Experimental Psychology Section A-Human Experimental Psychology*, *53*(2), 537-548.
- Levi, D. M., Klein, S. A., Sharma, V., & Nguyen, L. (2000). Detecting disorder in spatial vision. *Vision Research*, *40*(17), 2307-2327.
- Lin, S. C., Chiu, H. Y., Ho, C. S., Su, F. C., & Chou, Y. L. (2000). Comparison of two-dimensional and three-dimensional techniques for determination of facial motion - Absolute movement in a local face frame. *Journal of the Formosan Medical Association*, *99*(5), 393-401.
- Lopez, A., & Pla, F. (2000). Dealing with segmentation errors in region-based stereo matching. *Pattern Recognition*, *33*(8), 1325-1338.
- Madjarov, B. D., & Berger, J. W. (2000). Automated, real time extraction of fundus images from slit lamp fundus biomicroscope video image sequences. *British Journal of Ophthalmology*, *84*(6), 645-647.
- Maki, A., Nordlund, P., & Eklundh, J. O. (2000). Attentional scene segmentation: Integrating depth and motion. *Computer Vision and Image Understanding*, *78*(3), 351-373.
- Malinov, I. V., Epelboim, J., Herst, A. N., & Steinman, R. M. (2000). Characteristics of saccades and vergence in two kinds of sequential looking tasks. *Vision Research*, *40*(16), 2083-2090.
- Martin, C. E., Keller, J. G., Rogers, S. K., & Kabrisky, M. (2000). Color blindness and a color human visual system model. *IEEE Transactions on Systems Man and Cybernetics Part a-Systems and Humans*, *30*(4), 494-500.
- Matsumiya, K., & Uchikawa, K. (2000). Distortion of visual space during

pursuit eye movements. *Optical Review*, 7(3), 241-248.

McCann, R. S., Remington, R. W., & Van Selst, M. (2000). A dual-task investigation of automaticity in visual word processing. *Journal of Experimental Psychology-Human Perception and Performance*, 26(4), 1352-1370.

McCloskey, M., & Rapp, B. (2000). Attention-referenced visual representations: Evidence from impaired visual localization. *Journal of Experimental Psychology-Human Perception and Performance*, 26(3), 917-933.

McLaughlin, D., Shapley, R., Shelley, M., & Wielaard, D. J. (2000). A neuronal network model of macaque primary visual cortex (V1): Orientation selectivity and dynamics in the input layer 4C alpha. *Proceedings of the National Academy of Sciences of the United States of America*, 97(14), 8087-8092.

McPeck, R. M., Skavenski, A. A., & Nakayama, K. (2000). Concurrent processing of saccades in visual search. *Vision Research*, 40(18), 2499-2516.

Mechler, F., & Victor, J. D. (2000). Comparison of thresholds for high-speed drifting vernier and a matched temporal phase-discrimination task. *Vision Research*, 40(14), 1839-1855.

Meese, T. S., & Williams, C. B. (2000). Probability summation for multiple patches of luminance modulation. *Vision Research*, 40(16), 2101-2113.

Melmoth, D. R., Kukkonen, H. T., Makela, P. K., & Rovamo, J. M. (2000). The effect of contrast and size scaling on face perception in foveal and extrafoveal vision. *Investigative Ophthalmology & Visual Science*, 41(9), 2811-2819.

Mohand-Said, S., Hicks, D., Dreyfus, H., & Sahel, J. A. (2000). Selective transplantation of rods delays cone loss in a retinitis pigmentosa model. *Archives of Ophthalmology*, 118(6), 807-811.

Mon-Williams, M., Tresilian, J. R., & Roberts, A. (2000). Vergence provides veridical depth perception from horizontal retinal image disparities. *Experimental Brain Research*, 133(3), 407-413.

Mulvihill, A., MacCann, A., Flitcroft, L., & O'Keefe, M. (2000). Outcome in refractive accommodative esotropia. *British Journal of Ophthalmology*, 84(7), 746-749.

- Munoz, B., West, S. K., Rubin, G. S., Schein, O. D., Quigley, H. A., Bressler, S. B., & Bandeen-Roche, K. (2000). Causes of blindness and visual impairment in a population of older Americans - The Salisbury Eye Evaluation Study. *Archives of Ophthalmology*, *118*(6), 819-825.
- Narter, D. B. (2000). Perceptual development: Visual, auditory, and speech perception in infancy. *Developmental Neuropsychology*, *17*(1), 131-134.
- Nio, Y. K., Jansonius, N. M., Fidler, V., Geraghty, E., Norrby, S., & Kooijman, A. C. (2000). Age-related changes of defocus-specific contrast sensitivity in healthy subjects. *Ophthalmic and Physiological Optics*, *20*(4), 323-334.
- Norton, J. W., & Corbett, J. J. (2000). Visual perceptual abnormalities: Hallucinations and illusions. *Seminars in Neurology*, *20*(1), 111-121.
- Nothdurft, H. C. (2000). Saliency from feature contrast: temporal properties of saliency mechanisms. *Vision Research*, *40*(18), 2421-2435.
- Nothdurft, H. C., Gallant, J. L., & Van Essen, D. C. (2000). Response profiles to texture border patterns in area V1. *Visual Neuroscience*, *17*(3), 421-436.
- O'Brien, B. A., Mansfield, J. S., & Legge, G. E. (2000). The effect of contrast on reading speed in dyslexia. *Vision Research*, *40*(14), 1921-1935.
- Okusa, T., Kakigi, R., & Osaka, N. (2000). Cortical activity related to cue-invariant shape perception in humans. *Neuroscience*, *98*(4), 615-624.
- Op de Beeck, H., Beatse, E., Wagemans, J., Sunaert, S., & Van Hecke, P. (2000). The representation of shape in the context of visual object categorization tasks. *Neuroimage*, *12*(1), 28-40.
- Paradis, A. L., Cornilleau-Peres, V., Droulez, J., Van de Moortele, P. F., Lobel, E., Berthoz, A., Le Bihan, D., & Poline, J. B. (2000). Visual perception of motion and 3-D structure from motion: an fMRI study. *Cerebral Cortex*, *10*(8), 772-783.
- Parasuraman, R., Greenwood, P. M., & Alexander, G. E. (2000). Alzheimer disease constricts the dynamic range of spatial attention in visual search. *Neuropsychologia*, *38*(8), 1126-1135.
- Pesenti, M., Thioux, M., Samson, D., Bruyer, R., & Seron, X. (2000). Number processing and calculation in a case of visual agnosia. *Cortex*, *36*(3), 377-400.

- Pinna, B., & Brelstaff, G. J. (2000). A new visual illusion of relative motion. *Vision Research*, 40(16), 2091-2096.
- Potamitis, T., Slade, S. V., Fitt, A. W., McLaughlin, J., Mallen, E., Auld, R. J., Dunne, M. C. M., & Murray, P. I. (2000). The effect of pupil dilation with tropicamide on vision and driving simulator performance. *Eye*, 14, 302-306.
- Potter, J., Deighton, T., Patel, M., Fairhurst, M., Guest, R., & Donnelly, N. (2000). Computer recording of standard tests of visual neglect in stroke patients. *Clinical Rehabilitation*, 14(4), 441-446.
- Pouthas, V., Garnero, L., Ferrandez, A. M., & Renault, B. (2000). ERPs and PET analysis of time perception: Spatial and temporal brain mapping during visual discrimination tasks. *Human Brain Mapping*, 10(2), 49-60.
- Pushker, N., Tandon, R., & Vajpayee, R. B. (2000). Stevens-Johnson syndrome in India - Risk factors, ocular manifestations and management. *Ophthalmologica*, 214(4), 285-288.
- Robinson, F., Noto, C., & Watanabe, S. (2000). Effect of visual background on saccade adaptation in monkeys. *Vision Research*, 40(17), 2359-2367.
- Rosa, M. G. P., & Tweedale, R. (2000). Visual areas in lateral and ventral extrastriate cortices of the marmoset monkey. *Journal of Comparative Neurology*, 422(4), 621-651.
- Rosander, K., & von Hofsten, C. (2000). Visual-vestibular interaction in early infancy. *Experimental Brain Research*, 133(3), 321-333.
- Rosenblum, Y. Z., Zak, P. P., Ostrovsky, M. A., Smolyaninova, I. L., Bora, E. V., Dyadina, U. V., Trofimova, N. N., & Aliyev, A. G. D. (2000). Spectral filters in low-vision correction. *Ophthalmic and Physiological Optics*, 20(4), 335-341.
- Rosler, A., Mapstone, M. E., Hays, A. K., Mesulam, M. M., Rademaker, A., Gitelman, D. R., & Weintraub, S. (2000). Alterations of visual search strategy in Alzheimer's disease and aging. *Neuropsychology*, 14(3), 398-408.
- Saam, M., & Eckhorn, R. (2000). Lateral spike conduction velocity in the visual cortex affects spatial range of synchronization and receptive field size without visual experience: a learning model with spiking neurons. *Biological Cybernetics*, 83(1), L1-L9.

- Saarinen, J., & Levi, D. M. (2000). Perception or mirror symmetry reveals long-range interactions between orientation-selective cortical filters. *Neuroreport*, *11*(10), 2133-2138.
- Sara, M., & Faubert, J. (2000). Aging, perception, and visual short-term memory for luminance- defined form. *Ophthalmic and Physiological Optics*, *20*(4), 314-322.
- Schiefer, U., Hofer, R., Vischer, P. M., & Wilhelm, H. (2000). Perimetric findings and driving performance. "How much visual field" does a motorist need? *Ophthalmologie*, *97*(7), 491-497.
- Schnitzler, E. M., Baumeister, M., & Kohnen, T. (2000). Scotopic measurement of normal pupils: Colvard versus video vision analyzer infrared pupillometer. *Journal of Cataract and Refractive Surgery*, *26*(6), 859-866.
- Schofield, A. J., & Georgeson, M. A. (2000). The temporal properties of first- and second-order vision. *Vision Research*, *40*(18), 2475-2487.
- Seger, C. A., Poldrack, R. A., Prabhakaran, V., Zhao, M., Glover, G. H., & Gabrieli, J. D. E. (2000). Hemispheric asymmetries and individual differences in visual concept learning as measured by functional MRI. *Neuropsychologia*, *38*(9), 1316-1324.
- Seghier, M., Dojat, M., Delon-Martin, C., Rubin, C., Warnking, J., Segebarth, C., & Bullier, J. (2000). Moving illusory contours activate primary visual cortex: an fMRI study. *Cerebral Cortex*, *10*(7), 663-670.
- Skiera, G., Petersen, D., Skalej, M., & Fahle, M. (2000). Correlates of figure-ground segregation in fMRI. *Vision Research*, *40*(15), 2047-2056.
- Smith, P. L. (2000). Attention and luminance detection: Effects of cues, masks, and pedestals. *Journal of Experimental Psychology-Human Perception and Performance*, *26*(4), 1401-1420.
- Snippe, H. P., Poot, L., & van Hateren, J. H. (2000). A temporal model for early vision that explains detection thresholds for light pulses on flickering backgrounds. *Visual Neuroscience*, *17*(3), 449-462.
- Somers, J. T., Das, V. E., Dell'Osso, L. F., & Leigh, R. J. (2000). Saccades to sounds: effects of tracking illusory visual stimuli. *Journal of Neurophysiology*, *84*(1), 96-101.

- Stein, R. (2000). Photorefractive keratectomy. *International Ophthalmology Clinics*, 40(3), 35-56.
- Stolz, J. A., & McCann, R. S. (2000). Visual word recognition: Reattending to the role of spatial attention. *Journal of Experimental Psychology-Human Perception and Performance*, 26(4), 1320-1331.
- Stringer, S. M., & Rolls, E. T. (2000). Position invariant recognition in the visual system with cluttered environments. *Neural Networks*, 13(3), 305-315.
- Sumner, P., & Mollon, J. D. (2000). Catarrhine photopigments are optimized for detecting targets against a foliage background. *Journal of Experimental Biology*, 203(13), 1963-1986.
- Sumner, P., & Mollon, J. D. (2000). Chromaticity as a signal of ripeness in fruits taken by primates. *Journal of Experimental Biology*, 203(13), 1987-2000.
- Swindale, N. V. (2000). How many maps are there in visual cortex? *Cerebral Cortex*, 10(7), 633-643.
- Takeuchi, T., & De Valois, K. K. (2000). Velocity discrimination in scotopic vision. *Vision Research*, 40(15), 2011-2024.
- Thilo, K. V., Guerraz, M., Bronstein, A. M., & Gresty, M. A. (2000). Changes in horizontal oculomotor behaviour coincide with a shift in visual motion perception. *Neuroreport*, 11(9), 1987-1990.
- Tiippana, K., Rovamo, J., Nasanen, R., Whitaker, D., & Makela, P. (2000). Contrast matching across spatial frequencies for isoluminant chromatic gratings. *Vision Research*, 40(16), 2159-2165.
- Tovee, M. J., Tasker, K., & Benson, P. J. (2000). Is symmetry a visual cue to attractiveness in the human female body? *Evolution and Human Behavior*, 21(3), 191-200.
- Ukkonen, O. (2000). Vision science: photons to phenomenology. *Perception*, 29(5), 627-628.
- Van Hooser, J. P., Aleman, T. S., He, Y. G., Cideciyan, A. V., Kuksa, V., Pittler, S. J., Stone, E. M., Jacobson, S. G., & Palczewski, K. (2000). Rapid

restoration of visual pigment and function with oral retinoid in a mouse model of childhood blindness. *Proceedings of the National Academy of Sciences of the United States of America*, 97(15), 8623-8628.

VanNewkirk, M. R., Nanjan, M. B., Wang, J. J., Mitchell, P., Taylor, H. R., & McCarty, C. A. (2000). The prevalence of age-related maculopathy - The Visual Impairment Project. *Ophthalmology*, 107(8), 1593-1600.

Vihanninjoki, K., Teesalu, P., Burk, R. O. W., Laara, E., Tuulonen, A., & Airaksinen, P. J. (2000). Search for an optimal combination of structural and functional parameters for the diagnosis of glaucoma - Multivariate analysis of confocal scanning laser tomograph, blue-on-yellow visual field and retinal nerve fiber layer data. *Graefes Archive for Clinical and Experimental Ophthalmology*, 238(6), 477-481.

Vitale, S., Schein, O. D., Meinert, C. L., & Steinberg, E. P. (2000). The refractive status and vision profile - A questionnaire to measure vision-related quality of life in persons with refractive error. *Ophthalmology*, 107(8), 1529-1539.

von der Heydt, R., Zhou, H., & Friedman, H. S. (2000). Representation of stereoscopic edges in monkey visual cortex. *Vision Research*, 40(15), 1955-1967.

Vuilleumier, P. O., & Rafal, R. D. (2000). A systematic study of visual extinction - Between- and within- field deficits of attention in hemispatial neglect. *Brain*, 123, 1263-1279.

Wahl, H. W., Schilling, O., Oswald, F., & Heyl, V. (1999). Psychosocial consequences of age-related visual impairment: Comparison with mobility-impaired older adults and long-term outcome. *Journals of Gerontology Series B-Psychological Sciences and Social Sciences*, 54(5), P304-P316.

Walsh, L. A., LaRoche, G. R., & Tremblay, F. (2000). The use of binocular visual acuity in the assessment of intermittent exotropia. *Journal of AAPOS*, 4(3), 154-157.

Wasserman, E. A., Young, M. E., & Nolan, B. C. (2000). Display variability and spatial organization as contributors to the pigeon's discrimination of complex visual stimuli. *Journal of Experimental Psychology-Animal Behavior Processes*, 26(2), 133-143.

Wenderoth, P. (2000). Monocular symmetry is neither necessary nor sufficient

for the dichoptic perception of bilateral symmetry. *Vision Research*, 40(16), 2097-2100.

Wink, B., & Harris, J. (2000). A model of the Parkinsonian visual system: support for the dark adaptation hypothesis. *Vision Research*, 40(14), 1937-1946.

Woodhouse, J. M., Clegg, M., Gunter, H. L., Sanders, D. P., Saunders, K. J., Pakeman, V. H., Parker, M., Fraser, W. I., & Sastry, P. (2000). The effect of age, size of target, and cognitive factors on accommodative responses of children with Down syndrome. *Investigative Ophthalmology & Visual Science*, 41(9), 2479-2485.

Wright, R. D., & Richard, C. M. (2000). Location cue validity affects inhibition of return of visual processing. *Vision Research*, 40(17), 2351-2358.

Wuerger, S. M. (2000). Color vision: from genes to perception. *Perception*, 29(5), 629-630.

Yaka, R., Yinon, U., Rosner, M., & Wollberg, Z. (2000). Pathological and experimentally induced blindness induces auditory activity in the cat primary visual cortex. *Experimental Brain Research*, 131(1), 144-148.

Yokoyama, S., Radlwimmer, F. B., & Blow, N. S. (2000). Ultraviolet pigments in birds evolved from violet pigments by a single amino acid change. *Proceedings of the National Academy of Sciences of the United States of America*, 97(13), 7366-7371.

Yoshizawa, T., Mullen, K. T., & Baker, C. L. (2000). Absence of a chromatic linear motion mechanism in human vision. *Vision Research*, 40(15), 1993-2010.

Zaal, F., Bingham, G. P., & Schmidt, R. C. (2000). Visual perception of mean relative phase and phase variability. *Journal of Experimental Psychology-Human Perception and Performance*, 26(3), 1209-1220.


References supplied (as usual!) by:

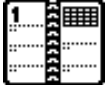
Chris Dickinson
MJCCMD@fs1.op.umist.ac.uk

And finally...

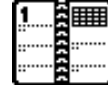
Something new for the AVA which should appeal to the young at heart...a word search puzzle!

Simply find the words in the puzzle below from the list at the bottom. Words can be spelt backwards and diagonally.





Meetings Calendar



2000

- September 15 AVA Natural Images 3, Bristol
contact: I_Moorhead@dera.gov.uk
- October 4-7 Joint European Research Meetings in
Ophthalmology and Vision
Palma de Mallorca
<http://www.ever.be>
- November 4-9 Society for Neuroscience
New Orleans, LA
<http://www.sfn.org>

2001

- March 21 AVA 2001 College of Optometrists, London
Contact: kl@psychol.ucl.ac.uk
- April 29-May 4 ARVO 2001
<http://www.arvo.org/arvo>
- September 7-11 24th Pupil Colloquium, USA
Contact: P.A.Howarth@lboro.ac.uk
<http://www.mailbase.ac.uk/lists-p-t/pupil/files/>